

LEXINGTON ARTS & CRAFTS SOCIETY



CLASSES & WORKSHOPS
WINTER/SPRING 2019



LEXINGTON ARTS & CRAFTS SOCIETY

Our new logo, Vision and Mission speak to our dedication to the arts and crafts that we have fostered since our start in 1935.

Vision

Enriching lives through the power of creation in art and craft.

Mission

LexArt is an educational non-profit collaborative that supports, encourages and inspires artisans at all stages of their creative journeys and promotes art in the community by providing studio space, gallery shows, classes, and workshops.

Learn. Create. Share.

130 Waltham Street
Lexington, MA 02421
781.862.9696

LexArt.org

Office hours: 9am to 4pm Monday-Friday

WELCOME TO THE WINTER/SPRING 2019 CLASSES & WORKSHOPS!

WE ARE PRESENTING BOTH WINTER AND SPRING COURSES with hopes that you will enjoy the ability to plan ahead. Our one- and two-day workshops offer a taste of or an intensive immersion into the arts that are practiced in our extended classes. Guild members will help you explore polymer clay, indigo dyeing, tapestry, photography and woodworking. Plan a time out with friends, enjoy a dive into an art form that you have never tried, or add an exciting new element to your current work.

As always, please join us at our Gallery Shows for inspiration. In the new year we will host the Regional High School Art Show followed by our first Collaborative Works Show featuring many guild members. These shows will be followed by others from our guilds.

We look forward to seeing you!

CONTENTS

CERAMICS	2
METALWORKING	3
PAINTING	6
DECORATIVE ARTS	13
PHOTOGRAPHY	15
POLYMER CLAY	17
WEAVING	18
WOODWORKING	19
KIDS' CLASSES	20
OPEN DRAWING & PAINTING	21
DEMOS & LECTURES	22
REGISTRATION FORM	23
MEMBERSHIP	24
2018-2019 CALENDAR	25

CERAMICS

DISCOVERY WITH CLAY

Peter Flister

(All Levels)

WEDNESDAYS 6:00pm - 9:00pm

WI19-C01

Winter Session (8 Classes)

January 30 – March 20

SP19-C01

Spring Session 2 (8 Classes)

April 3 – May 22

Society Member: \$286

Non-Member: \$331

Maximum # of Students: 10

Focus on the development and growth of skills utilizing wheel throwing and hand-building techniques. Also includes the study of surface treatments and glazing in the creation of functional and sculptural high fire stoneware. Excellent facilities and individual instruction by professional studio potter and Massachusetts licensed teacher.

Fee includes clay, glazes, firing.



TEEN POTTERY

Lynne Fisher

(Grades 7 -12)

THURSDAYS 6:00pm - 8:30pm

WI19-C03

Winter Session (8 Classes)

January 10 – March 7

(No class Feb 21)

SP19-C04

Spring Session 2 (8 Classes)

March 28 – May 30

(No class Apr. 18)

Guild Member/Junior Member: \$286

Non-Member: \$331

Maximum # of Students: 10

Focus on both wheel and hand-building techniques, as well as decorating and glazing high fire stoneware. Classes are for 7th through 12th graders and all instruction is individualized from beginner to advanced.

Lynne will take names for a waiting list.

A student tool kit is recommended at a cost of \$15. Fee includes clay, glazes, firing.



CERAMICS SATURDAYS

Bet Lee

SATURDAYS 8:30am - 11:30am

WI19-C02

Winter Session (8 Classes)

January 12 – March 2

SP19-C02

Spring Session 1 (8 Classes)

March 16 – May 4

SP19-C03

Spring Session 2 (8 Classes)

May 11 – July 13

(No class May 25 & July 6)

Guild Member/Junior Member: \$286

Non-Member: \$331

Maximum # of Students: 10

In this class students will focus on producing quality functional wares and creative sculptural pieces. Primary methods include wheel throwing and hand building. We will be concentrating on various techniques for finishing clay surfaces. There will be opportunities to explore mixed media projects and raku firing.

Students should bring to class: pin tool, cut off wire, basic wood tools, sponges, towel, and apron. Fee includes clay, glazes, firing.



METAL CLAY OPEN STUDIO

Michela Verani

(Beginner to Advanced)

MONDAYS 10:00am - 2:00pm

WI19-M01

January 14 – March 11 (9 Classes)

(9-week session, priced accordingly, to allow for Jan. 7 make-up class for Fall registrants)

Metalworkers Guild Member: \$286

Society Member: \$315

Non-Member: \$361

SP19-M01

March 25 – June 3 (10 Classes)

(No class May 27)

Metalworkers Guild Member: \$315

Society Member: \$345

Non-Member: \$390

Maximum # of Students: 10

Metal Clay is pliable like clay and is fired in a kiln to burn off the binder and fuse the particles into a solid piece of metal. Projects will be presented that allow a beginning student to acquire the knowledge, skills and techniques necessary to work in metal clay. Projects will also allow intermediate and advanced metal clay students to increase their skills. Sample projects range from simple 2-piece hollow forms for beginners to multi-level complex hollow forms for intermediate and advanced students.



METALWORKING

ENAMELING

Kara Hickey

(Beginner to Intermediate)

MONDAYS 6:30pm - 9:30pm

WI19-M02

January 7 – March 25

(No class Jan. 21 & Feb. 18) (10 Classes)

SP19-M02

April 8 – June 17

(No class May 27) (10 Classes)

Metalworkers Guild Member: \$236

Society Member: \$266

Non-Member: \$311

Maximum # of Students: 10

This class is an introduction to various styles of enameling techniques. We will start by enameling on copper using opaque colors. As the class progresses, we will advance to using transparent enamels on fine silver. Members may work on individual projects.

Metalworking experience is required for this class.



METALSMITHING

Joy Raskin

(Intermediate to Advanced)

WEDNESDAYS 6:30pm - 9:30pm

WI19-M03

January 9 – March 20

(No class Feb. 20) (10 Classes)

SP19-M03

March 27 – June 5 (10 Classes)

Metalworkers Guild Member: \$236

Society Member: \$266

Non-Member: \$311

Maximum # of Students: 10

This class is more of a directed open studio so that students may work on their own projects. Demos will be given as students request and stone setting will be a big part of this class. We will focus mainly on improving soldering skills, stone setting styles and design. Basic jewelry making skills are required for this class.



METALWORKING

INTENSIVE DIRECTED WORKSHOP

Laurie Savage

(Intermediate to Advanced)

THURSDAYS 10:00am - 3:00pm

WI19-M04

January 17 – March 21

(No class Feb. 7 & Mar. 7) (8 Classes)

SP19-M04

April 11 – June 13

(No class Apr. 25 & May 3) (8 Classes)

Metalworkers Guild Member: \$310

Society Member: \$330

Non-Member: \$365*

Maximum # of Students: 10

This is an opportunity for adult students to work on independent projects. Answers to questions and guidance from the instructor will be based on the needs and interests of the students. Laurie also has great bench tips to help students create successful projects.

(*Non-Guild Members must get the instructor's approval to take this class. Contact the LexArt Office at 781-862-9696.)

SILVERSMITHING AND JEWELRY

Liz Check

(Intermediate to Advanced)

THURSDAYS 6:30pm - 9:30pm

WI19-M05

January 10 – March 14 (10 Classes)

SP19-M05

March 28 – June 6

(No class May 23) (10 Classes)

Metalworkers Guild Member: \$236

Society Member: \$266

Non-Member: \$311

Maximum # of Students: 10

Intermediate level adult students will be interested in improving craftsmanship in silversmithing techniques. These include: sawing, filing, hammering, forming, sanding, surface embellishment, soldering, chain-making, bezel setting, etching, keum-boo, finishing and polishing. Demonstrations will be provided for all techniques, focusing on proper use of tools, including flexible shaft, rolling mill and buffing. Instructor will assist students in project development designed to incorporate these techniques. Students are encouraged to bring design ideas and pictures to class.



METALWORKING

MAKING WAX MODELS

Theresa Carmichael

2-DAY WORKSHOP

WI19-M06

SATURDAY & SUNDAY February 16 & 17
10:00am - 5:00pm

Metalworkers Guild Member: \$112
Society Member: \$126
Non-Member: \$150

Maximum # of Students: 10

The lost wax casting process also known as *cire perdue* has been used for centuries to transform wax into jewelry which cannot be made in sheet metal. This class is an opportunity to finish projects or improve your skills in every aspect of wax making. Techniques include: carving, lathe work, additive processes, and making settings for unusually shaped stones.

Materials fee of \$20 payable to the instructor.



PAINTING

WATERCOLOR PAINTING

Sue Nordhausen

MONDAYS 10:00am - 12:30pm

WI19-P01

January 21 – February 25
(6 Classes)

Painters Guild Member: \$176
Society Member: \$187
Non-Member: \$222

Maximum # of Students: 12

Experienced teacher Sue Nordhausen's classes are welcoming and enriching for the novice or experienced watercolor enthusiast. Students are encouraged when using reference materials to interpret rather than copy, enhancing what is seen in nature. Emphasis is placed on the use of value to draw the eye to the center of interest. Students learn techniques of mixing rich colors directly on paper as well as layering of colors or glazing. Each class begins with a demonstration and goals. Individual consultation is provided to support the student's endeavors.



PAINTING

PAINTING HORSES, WILDLIFE & THE NATURAL WORLD

Robert Butler

(All Levels)

MONDAYS 1:15pm - 3:15pm

WI19-P02

January 14 – March 4

(No class Jan. 21 & Feb. 18) (6 Classes)

Painters Guild Member: \$190

Society Member: \$196

Non-Member: \$211

Maximum # of Students: 10

Throughout history people have been captivated and inspired by the beauty of the natural world. Students are encouraged to learn the essential painting techniques needed to render these magnificent animals and their habitats. Students of all levels will gain confidence and expand skills with classroom demos and individual instruction. Enjoy the study of nature's color palette, animal anatomy, habitat landscapes, and composition and create exciting wildlife artwork. Participants are welcome to work on pet portraits in these classes.

Robert Butler is known for his relaxed, efficient teaching style, with art on display at the Smithsonian, The Discovery/Learning Channels and private collections worldwide

Contact Robert Butler at (978) 283-7186 for class supply list.



ACRYLICS

Maris Platais

TUESDAYS 9:30am - 12:00pm

WI19-P03

January 8 – March 12 (10 Classes)


Painters Guild Member: \$332

Society Member: \$347

Non-Member: \$392

Maximum # of Students: 12

Experience the magic and versatility of this fast-drying medium. Through demonstrations and one-on-one critiques, Maris will bring out the best in each student. Color mixing, brush work and composition will be emphasized, using imagination and reference materials of your choice. Oil painters are welcome.



PAINTING

WATERCOLOR PAINTING

D'Ann Brownrigg

TUESDAYS 12:30pm - 3:00pm

WI19-P04

January 8 – March 5

(No class Feb. 19) (8 Classes)

SP19-P01

March 26 – May 14 (8 Classes)

Painters Guild Member: **\$217**
Society Member: **\$232**
Non-Member: **\$277**

Maximum # of Students: 12

Learn to relax and focus on the joining of water and paint on paper to produce colorful, lively, transparent paintings. Paint a subject that interests you in a way that reflects your own personality. Still lifes and reference photos are available or bring your own materials. We will discuss basic techniques and design strategies and usually begin with a short demo.

Contact the LexArt Office at 781-862-9696. for class supply list.



BEGINNING CHINESE CALLIGRAPHY & PAINTING

Son-Mey Chiu

TUESDAYS 4:00pm - 5:30pm

SP19-P02

March 19 – May 7 (8 Classes)

Painters Guild Member: **\$150**
Society Member: **\$156**
Non-Member: **\$176**

Maximum # of Students: 12

For the first four lessons students will be guided to practice traditional Chinese Calligraphy from manuals based on the work of important calligraphers of the past. Students will spend the next four lessons learning the first standard series of traditional Chinese Painting: "The Four Gentlemen." Students will be guided to learn the basic techniques for painting the plum, orchid, chrysanthemum and bamboo. Chinese ink and water will be used.

Although the course is designed for middle school and high school students, students of all ages and backgrounds are welcome.



PAINTING

LANDSCAPE OIL PAINTING

Peter Bain

WEDNESDAYS 9:30am - 12:00pm

WI19-P05

January 9 – March 13 (10 Classes)

Painters Guild Member: \$267

Society Member: \$282

Non-Member: \$327

Maximum # of Students: 12

This class is designed for painters of any experience. We will paint in the studio from photographs. Our subjects will be mainly, but not limited to, landscapes. Other subjects may also include animals, figures and still lifes.

The goal of this class is to teach fundamentals of composition, shape and color. We will learn to simplify design, see big shapes, control edges, use color and shape to create a beautiful painting. Class begins with a demonstration and brief talk followed by one on one instruction. Students are encouraged to continue on the paintings between classes. A group critique will be held at beginning of the following class.



PAINTING FOUNDATIONS

Jill Pottle

THURSDAYS 1:00pm - 4:00pm

WI19-P06

January 24 – April 4

(No class Feb. 21) (10 Classes)

Painters Guild Member: \$371

Society Member: \$386

Non-Member: \$431

Maximum # of Students: 12

Learn how to paint with oil or acrylic. This class gives the basics for the student who needs more technical understanding. This class will address how to keep a pallet and mix colors, some color theory, application techniques, and use of brushes. Composition and design issues will be included using a variety of subject matter: still life, landscape and portrait. Come and learn how to get the paint moving and see the results!



PAINTING

PASTEL LANDSCAPE

Jill Pottle

1-DAY WORKSHOP

(Beginner to Intermediate)

WI19-P07

SATURDAY January 19

9:30am - 4:00pm

Painters Guild Member: \$ 83

Society Member: \$ 88

Non-Member: \$103

Maximum # of Students: 12

This intensive is a great introduction or reintroduction to using the sinuous medium of soft pastel. Using the subject matter of landscape, learn some color theory, mixing techniques, and some traditional and experimental approaches to applying the medium. All levels welcomed. Critiques and historical references will be used. Mature teens welcomed and a parental/guardian consent form is required.

At least one basic drawing class is required to take this workshop.

INTENSIVE DRAWING WORKSHOP

Jill Pottle

1-DAY WORKSHOP

(All Levels)

WI19-P08

SATURDAY February 9

9:30am - 4:00pm


Painters Guild Member: \$ 83

Society Member: \$ 88

Non-Member: \$103

Maximum # of Students: 12

Learn some Basics in Drawing in a one-day workshop. This is a taste of drawing and students can see what it entails. Great for a new person learning to draw or anyone who needs a refresh. Jill will cover composition, value, line drawing and design issues with a variety of exercises designed to help you create a wonderful illusion on the paper. We will cover still life, landscape and portrait in one day. Come and join this exciting workshop.



PAINTING

AIR BRUSHING: A Remarkable Style of Painting

Robert Butler

2-DAY WORKSHOP

WI19-P09

MONDAYS January 14 & 28

(No class Jan. 21)

6:30pm - 8:30pm

Painters Guild Member: \$66

Society Member: \$72

Non-Member: \$87

Maximum # of Students: 12

Lifelong teacher and artist Robert Butler will guide students in the fundamental through advanced techniques of the versatile and unique medium of airbrush painting. Whether you want to paint murals, pottery, restore miniatures and antiques. This technique can be applied to custom paint clothing, hot-rods, even fingernails! Robert Butler's relaxed but thorough instruction will provide you with a solid foundation in the unique medium of the airbrush. All curriculum-based texts are provided.



CHINESE BRUSH PAINTING WORKSHOP

Son-Mey Chiu

1-DAY WORKSHOP

SP19-P03

SATURDAY May 18

9:30am - 11:30am

Painters Guild Member: \$32

Society Member: \$35

Non-Member: \$45

Maximum # of Students: 12

A two-hour workshop demonstrating the brush techniques of painting a traditional Chinese flower and bird painting. Students of all ages and backgrounds are welcome. Practitioners of pottery are especially encouraged to attend.



PAINTING

PAINTERS BECOME PRINTMAKERS

Carolyn Letvin

1-DAY WORKSHOP

WI19-P10

SUNDAY February 10

10:00am - 4:00pm

Painters Guild Member:	\$107
Society Member:	\$111
Non-Member:	\$126

Maximum # of Students: 12

This one-day workshop will cover a print-making process that any painter can use. Utilizing your current painting supplies (oils for this class), and some simple tools, you can create beautiful, unique prints without a press! The day will include classroom time demonstration and critiques as well as time for printing your own images. Tools needed for the printing process will be supplied. We will work from photographs or looking out the studio windows. Please bring your usual oil painting supplies and photos you would like to use to make images. All levels of experience will be accepted.

Class from 10am to 4pm with a lunch break.



IT'S ALL ABOUT THE PAINT

Emily Passman

2-DAY WORKSHOP

WI19-P11

SATURDAYS February 16 & 23

10:00am - 4:00pm

Painters Guild Member:	\$192
Society Member:	\$198
Non-Member:	\$218

Maximum # of Students: 12

Lose Control, learn to see, and find a new and painterly approach to your painting.

Are you looking to make a shift in how you approach a new painting? Do you desire a more dynamic feel to your work? Are your compositions boring and regular? Join painter Emily Passman on 2 consecutive Saturdays this winter.

Through a series of dynamic drawing and painting exercises, you will learn methods of transforming the "same old scene" with new, painterly, expression-filled applications of paint and dynamic methods of finding surprising compositions and see for yourself that "It's all about the Paint."

Leave the small brushes behind, get your arm to do the work, and bring new life to your painting.



DECORATIVE ARTS

DECORATIVE PAINTING

Anne Hunter

(All Levels)

WEDNESDAYS 6:00pm - 9:00pm

SP19-D01

May 7 – May 28 (4 Classes)

Decorative Arts Guild Member: \$129

Society Member: \$134

Non-Member: \$144

Maximum # of Students: 12


Learn the many ways to paint decorate and embellish items for your home. Explore the ways to create interesting backgrounds, choose a color palette, learn the use of brushes and techniques that will help to build skills.

This is a structured approach to painting in acrylics with demonstrations, step-by-step instructions, and individual help.

Contact office or LexArt.org for basic tool supply list students should bring to this class.

Paints and surfaces will be supplied.

Materials fee \$35, payable to the teacher.



SCARVES TO DYE FOR

Nancy Schlecht & Mary McDonald

1-DAY WORKSHOPS

(All Levels)

WEDNESDAYS 6:30pm - 9:30pm

WI19-D02

January 9

WI19-D03

February 6

WI19-D04

March 6

SP19-D02

April 3

Society Member: \$40

Non-Member: \$45

Maximum # of Students: 12

Transform a white scarf into your own fashion statement. Experiment with colors and simple techniques on a silk handkerchief and then on a 8" x 54" silk scarf. The dyes are protein-based, non-toxic and instant set. Walk out wearing a unique and personal piece of wearable art. Perfect for an individual, friend group, book club, or bridal shower. Perhaps creating a unique gift for a birthday, Valentine's day, special occasion, or to make any day special.

Class cost includes \$10 of materials. Students may purchase and dye an additional scarf.



DECORATIVE ARTS

FURNITURE REFINISHING WORKSHOP

Anne Hunter

1-DAY WORKSHOP

SP19-D03

SATURDAY April 6
10:00am - 4:00pm

Decorative Arts Guild Member: \$67
Society Member: \$72
Non-Member: \$82

Maximum # of Students: 12

Do you have a small piece of furniture that is just waiting for a face lift? Are you confused about all the new products that advertise “quick and easy” furniture painting solutions?

During the class you will paint your piece and embellish by distressing, glazing or stenciling. Add a protective layer of clear wax or varnish.

All materials are included in this workshop: primers, fillers, cleaners, two 8 oz. jars of paint, one jar of wax or varnish, brushes, painter’s rags, sandpaper, paper towels, tape, and other items.

Bring in a small piece of furniture, photos of decorative designs for reference and fabric swatches (such as a throw pillow or curtain panel) that may influence your design.

Remember to wear old clothes and be prepared to have some fun.

Materials fee \$45, payable to the teacher.



PAINTED FLOOR CLOTH

Anne Hunter

1-DAY WORKSHOP

SP19-D04

SATURDAY May 4
1:00pm - 5:00pm

Decorative Arts Guild Member: \$47
Society Member: \$52
Non-Member: \$62

Maximum # of Students: 10

Design and paint a 2' x 3' canvas floor cloth with Chalk paints and stenciled embellishments. Many paint colors and stencils will be available to allow for creative and personal expression. All levels welcome. No experience needed.

Floor cloth, all paints, brushes, and supplies will be supplied by the teacher.

Remember to wear old clothes and be prepared to have some fun.

Floor cloth, all paints, brushes, and supplies will be supplied by the teacher. Materials fee \$50, payable to the teacher.



PHOTOGRAPHY

FOUNDATIONS OF DIGITAL PHOTOGRAPHY

Al Hiltz

(Beginners to Intermediate)

THURSDAYS 9:30am - 12:00pm

WI19-X01

January 17 – March 7 (8 Classes)

SP19-X01

March 21 – May 9 (8 Classes)

Society Member: \$289

Non-Member: \$307

Maximum # of Students: 12

In this class, we will cover the basics of digital photography in an introductory but thorough manner. It is appropriate for those that have no previous experience with a digital camera, as well as those that know the basics, but want to take their photography to the next level. Students will learn about camera settings and controls, current technology, composition, and the artistic side of digital photography. Short take home assignments will help you become comfortable with your new skills, and we'll spend time reviewing your photographs as a group. An optional text will also be used as a permanent reminder of the material covered.

Additional material costs approximately \$20 - \$25 to be paid to the instructor.



TABLETOP STUDIO PHOTOGRAPHY

Nicole Mordecai

1-DAY WORKSHOPS

WI19-X02

SATURDAY January 26, 10:00am - 3:00pm

WI19-X03

SATURDAY March 16, 10:00am - 3:00pm

Society Member: \$102

Non-Member: \$117

Maximum # of Students: 10

Do you need photos for your website, social media or promotional materials? Learn to create photos of your artwork for an online portfolio or to preserve your work through digital images. Photograph a variety of objects and experiment with different lighting conditions. Design and photograph a still life, then photograph your own objects. Students are encouraged to bring artwork as well as small items for a still life.

Bring any type camera including smart phone. If you bring DSLR or point-and-shoot camera, please be aware that there will be limited time for the instructor to help adjust settings.

Class cost includes \$50 materials fee for soft box, lights, table tripod, and backdrops. (Requires 2 weeks preorder so please register promptly.)



PHOTOGRAPHY

NIGHT PHOTOGRAPHY

Nicole Mordecai

1-DAY WORKSHOP

SP19-X02

SATURDAY May 4, 6:00pm - 10:00pm

(Rain date: Sunday, May 5)

Society Member: \$40

Non-Member: \$49

Maximum # of Students: 10

Of all types of photography, low light and night photography provide the best opportunities for creating otherworldly and painterly images, as well as beautiful night landscapes complete with lovely starbursts. This hands-on class will cover a range of techniques that rely on slow shutter speeds, including panning, zooming, and two different types of light painting. The class concludes with a demo of post-processing techniques for enhancing low light and night images.

Requirements:


- DSLR or other camera that allows you to shoot in manual mode so you have the ability to fully control ISO, aperture, and shutter speed
- At least one extra camera battery—night photography uses up battery life quickly
- Camera manual if you're not completely familiar with using the camera in manual mode
- Tripod, remote rigger release
- Wide angle lens, lens with zoom feature
- Powerful flashlight



Photography Guild

The Photography Guild welcomes all photographers. Members practice many types of photography—landscape, close-up, travel, local interest, abstract, nature, and fine art. Meetings, held monthly, include critiques of members' new work and discussions on photographic techniques, composition, selling and presenting one's work, and other subjects of interest.

The Photography Guild offers classes that are open to the public and hosts an annual show of their members' work. Photographers in the guild sell work through the Society sales including the current Art Walk in Lexington Center and the upcoming Holiday Marketplace.



Nicole Mordecai

POLYMER CLAY & BEADING

LOVING HEARTS

Various Instructors from the
Polymer Clay & Beading Guild

1-DAY WORKSHOP

WI19-F01

WEDNESDAY January 30

7:00pm - 9:30pm

Society Member: \$40

Non-Member: \$45

Maximum # of Students: 10

Make the day special for your Valentine or yourself! Working with a variety of polymer clays and tools, you'll learn basic techniques and leave with a beautiful and unique Loving Heart pendant or pin. Decorate your heart yourself or choose from an assortment of canes and veneers provided by the members of the Polymer Clay & Beading Guild.

All supplies, snacks, and beverages included.

PAIR-AND-A-SPARE EARRINGS

Various Instructors from the
Polymer Clay & Beading Guild

1-DAY WORKSHOP

WI19-F02

WEDNESDAY March 13

7:00pm - 9:30pm

Society Member: \$40

Non-Member: \$45

Maximum # of Students: 10

Dig out from winter and add some color to your look! Working with a variety of polymer clays and tools, you'll learn basic techniques and leave with a pair or two of fun and stylish dangle or post earrings. Decorate your earrings yourself or choose from an assortment of canes and veneers provided by the members of the Polymer Clay & Beading Guild.

All supplies, snacks, and beverages included.



WEAVING

TAPESTRY WEAVING

Spring Class in development! Please check our website LexArt.org soon to learn more about this class and to register.

SPRING

(Dates to be announced)

Learn the essential elements of weaving through tapestries.



INDIGO

Spring Class in development! Please check our website LexArt.org soon to learn more about this class and to register.

SPRING

(Dates to be announced)

Indigo dyeing: An ancient distinctive dye which has been used in many cultures. This traditional plant dye, the basis of your “Blue Jeans,” was long the world’s staple for blue.



WOODWORKING

WOODCARVING

Jane Layton

WEDNESDAYS 9:30am - 12:00pm

WI19-Y01

January 9 – March 13 (10 Classes)

SP19-Y01

March 27 – May 29 (10 Classes)

Society Member: \$215

Non-Member: \$239

MAXIMUM # OF STUDENTS: 10

Student choice; From a basswood cut-out, participants will create a small songbird by carving with hand tools and painting with acrylics OR carve another small object (fish, flower, relief) with hand tools.

Any questions, contact Jane Layton at 781-259-9036. New students, please bring \$15 for materials.

JOINERY FOR WOODWORKERS

Steve McKenna

TUESDAYS 7:00pm - 9:00pm

WI19-Y02

January 15 – March 5 (8 Classes)

Woodworkers Guild Member: \$281

Society Member: \$301*

Non-Member: \$346*

Maximum # of Students: 6

This class will focus on review and hands-on practice for constructing select joinery techniques as follows: bridle joint, shouldered bridle joint, mortise and tenon joint, shouldered mortise and tenon joint, wedged through mortise and tenon joint, and dovetail joint. Everyone in the class will be expected to make each one of these joints by the end of classes. Students will need to bring their own hand tools as follows: 6" steel ruler, square, sharp fine saw, sharp ½" and 1" chisels. This class is intended for students with a working knowledge of basic furniture construction who want to improve their skills and increase their proficiency in the successful use of these joinery techniques.

***Non-guild members must get the instructor's permission to take this class.**



INTRO TO WOODWORKING

Spring Class in development! Please check our website LexArt.org soon to learn more about this class and to register.

SPRING

(Dates to be announced)

Learn or refine your skills using the machine tools in our shop.



PAINTING HORSES, ANIMALS & DINOSAURS!

Robert Butler

MONDAYS 3:15pm - 4:45pm

W119-P12

Grades 6-8

January 14 – March 4

(No class Jan. 21 & Feb. 18) (6 Classes)

Society Member: \$150

Non-Member: \$165

Maximum # of Students: 10

Throughout history people have been captivated and inspired by the beauty of the natural world. Students are encouraged to learn the essential painting techniques needed to render these magnificent animals and their habitats. Students of all levels will gain confidence and expand skills with classroom demos and individual instruction. Enjoy the study of nature's color palette, animal anatomy, habitat landscapes and composition and create exciting wildlife artwork. Participants are welcome to work on pet portraits in these classes.

Robert Butler is known for his relaxed, efficient teaching style, with art on display at the Smithsonian, The Discovery/Learning Channels and private collections worldwide.

Contact Robert Butler at (978) 283-7186 for class supply list.



OPEN DRAWING & PAINTING

OPEN FIGURE DRAWING STUDIO

Coordinated by Eric Peterson

Please check our website LexArt.org soon for times and dates of Eric's winter session.

Cost per class session

Society Member: \$15

Non-Member: \$20

Maximum # of Students: 12

This class is open to walk-ins and/or Guild members. Students practice the art of drawing the nude figure in a relaxed and informal setting. There is no formal instruction.

All levels of experience and the use of all types of materials – with the exception of oil-based – are encouraged. The class usually begins with a series of short poses by the model building up to poses as long as 20 minutes in duration.

RSVP: epeterson753@gmail.com

FRIDAY MORNING OPEN PORTRAIT GROUP

Coordinated by SaraSue Pennell

FRIDAYS 9:30am - 12:30pm

January 11 – March 29

Cost per class session

Society Member: \$15

Non-Member: \$20

Maximum # of Participants: 12

Group members paint with each other in relaxed atmosphere.

The group shares the costs of models.

NO REGISTRATION REQUIRED.

For additional information, contact SaraSue Pennell at 781 862-8180

FRIDAY NIGHT OPEN PAINTING GROUP

(MEMBERS ONLY)

Coordinated by Cathy Keller

FRIDAYS 6:30pm - 9:00pm

January 11 – March 22

Maximum # of Participants: 10

LexArt members paint with one another in a relaxed, congenial environment.

(No instruction. There may be costs associated with bringing in professional demonstrators during this period to be determined by the group.)

NO REGISTRATION REQUIRED.

Please contact the Office to inquire about joining the Society 781-862-9696 or by email: lacs.lexington@verizon.net

SUNDAY NIGHT OPEN PAINTING GROUP

(MEMBERS ONLY)

Coordinated by Cathy Keller

SUNDAYS 4:00pm - 7:00pm

January 13 – March 24

(No class Jan. 20 & Mar. 10)

Maximum # of Participants: 10

LexArt members paint with one another in a relaxed, congenial environment.

(No instruction. There may be costs associated with bringing in professional demonstrators during this period to be determined by the group.)

NO REGISTRATION REQUIRED.

Please contact the Office to inquire about joining the Society 781-862-9696 or by email: lacs.lexington@verizon.net



**Big, Loose, and Easy
Painting the Landscape in
Thick & Rich Oils *with Peter Bain***

SUNDAY January 20, 2019

dailypaintworks.com



**Reflected Lights
in City Night Scenes:
Watercolor *with Wendy Hale***

SUNDAY April 14, 2019

wendyhalestudio.com



**Temperature, Value, and Chroma:
The Color Architecture
of the Portrait
*with Emanuela DeMusi***

SUNDAY March 10, 2019

emanuelademusi.blogspot.com

REGISTRATION FORM

**Complete all information below and print neatly.
Enclose payment(s) with registration form.**

Use separate checks for each class and print class on your check. LexArt cannot accept credit/debit cards for walk-in or mail-in registration.

Make checks payable to LexArt and bring or mail registration to:

**Lexington Arts & Crafts Society
130 Waltham Street
Lexington, MA 02421**

MEMBER STATUS

Guild Society Sustaining Supporting (NARM) Corporate Junior Non-Member

STUDENT INFORMATION

NAME:	EMAIL:	
STREET:		
CITY:	STATE:	ZIP:
HOME PHONE:	CELL:	

CLASS #1

COURSE NAME:	INSTRUCTOR:
COURSE NUMBER:	DATE OF CLASS:
LATE REGISTRATION FEE \$15:	DAY OF CLASS:
TOTAL:	

CLASS #2

COURSE NAME:	INSTRUCTOR:
COURSE NUMBER:	DATE OF CLASS:
LATE REGISTRATION FEE \$15:	DAY OF CLASS:
TOTAL:	

Supporting (NARM) members and Corporate Sponsors pay at Society Member rates.

Class size is limited, so register promptly.

Start dates are subject to change.

Students will be notified via email if a class is full or cancelled.

MEMBERSHIP

Come Join Us!

The Lexington Arts & Crafts Society has two levels of membership: Sustaining and Guild.

All members enjoy:

- Discounts on LexArt classes
- Membership in NARM, the North American Reciprocal Museum Association, offering free entry to museums such as the Peabody Essex Museum, Harvard Art Museums, DeCordova Museum, and over 900 other museums in North America
- Discounts at some local merchants
- Discounted theater tickets through Stage Source

Guild members (Ceramics, Decorative Arts/Basketry, Metalworkers, Needle Arts, Painters, Photography, Polymer Clay/Beaders, Weavers, Woodworkers) **enjoy:**

- Additional discounts on classes
- Access to studios
- Participation in sales and exhibits

Connect.

LexArt reaches out to the community, sponsoring an annual exhibit of regional high school artists in its gallery, with scholarships and awards, offering free exhibits year-round including the biennial State of Clay juried exhibit and Art-A-Blooming (jointly with the Lexington Garden Club), and the Bowls for Hunger program that benefits the Lexington Interfaith Food Pantry.

Mostly, LexArt provides a place where artists at any level may gather, learn, work, and share their knowledge.

Donate.

The Society, a 503(c)(3) non-profit, is in the midst of a campaign to raise funds for a new chair lift to keep our building accessible. Additional funds are needed to complete our new building signage.

To join or to make a donation, visit our website: LexArt.org

2018-2019 CALENDAR

LexArt Gallery and Event Schedule

SEASONAL ARTISAN MARKETS

HOLIDAY MARKETPLACE	NOV 30 - DEC 23, 2018
LEXINGTON OPEN STUDIOS	APRIL, 2019 TBA
ARTISAN MARKET	JULY, 2019 TBA
ANNUAL FALL FAIR	OCTOBER, 2019 TBA
Visit The Shop at LexArt. Open year-round (Office/Studio Entry: 9 to 4 Weekdays)	

EXHIBITS

REGIONAL HIGH SCHOOL ART SHOW	JAN 12 - 27, 2019
THE ART OF NEGOTIATION (Guild Collaborative Show)	FEB 2 - 17, 2019
PAINTERS GUILD SHOW	FEB 23 - MAR 10, 2019
NEEDLE ARTS GUILD SHOW	MAR 16 - 31, 2019
WOOD & WEAVER GUILD SHOW	APR 6 - 21, 2019
POLYMER & BEADING GUILD SHOW	APR 27 - MAY 12, 2019
METALWORKERS & PHOTOGRAPHY GUILD SHOW	MAY 18 - JUNE 2, 2019
CERAMICS GUILD SHOW	JUNE 8 - 23, 2019

CLASSES

Winter classes start after the New Year. Please join us! Go to LexArt.org to see the latest information.



ANNUAL HOLIDAY MARKETPLACE
Nov 30 to Dec 23
Beautiful handcrafted creations made by
local fine artists & craftspeople
Find your perfect original, one-of-a-kind gift!
Support local artists!



**LEXINGTON
ARTS & CRAFTS
SOCIETY**

**130 Waltham Street
Lexington, MA 02421
781.862.9696**

LexArt.org

Office hours: 9am to 4pm Monday - Friday

Lexington Arts and Crafts Society is a non-profit 501(c)(3) organization